

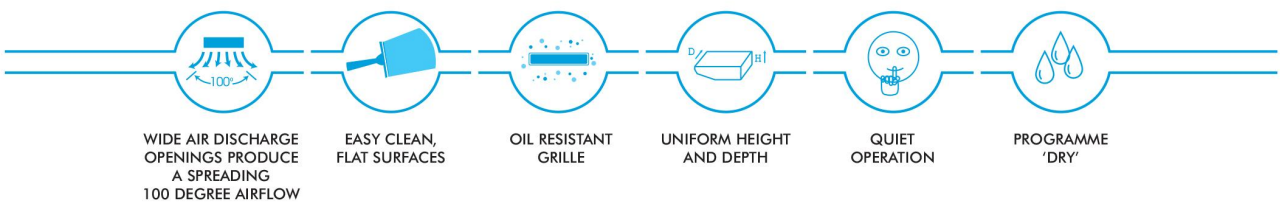
FHQ SERIES

COOLING ONLY & HEAT PUMP



UPGRADE TO A QUIET AND COMPACT SYSTEM

R-410A



FHQ100BV & 125BV (COOLING ONLY)	10KW & 12.5 KW	COOLING
FHQ100BV & 125BV (HEAT PUMP)	9.2KW & 11.2 KW	COOLING
	10.5 KW & 13.5 KW	HEATING

20

Solutions 360°

ACCESSORY REQUIRED FOR INDOOR UNIT


WIRELESS LCD REMOTE CONTROLLER

Option


A signal receiver must be added to the indoor unit.



BRC7EA66
(Cooling Only)



BRC7EA63W9
(Heat Pump)




SIGNAL RECEIVER UNIT
(Installed type)

Wireless remote controller and signal receiver unit are sold as a set.

NAVIGATION REMOTE CONTROLLER

Standard



BRC1E62
(Wired Remote Controller)

Note: Remote controller cable not included. Cables must be procured locally.

1 TR (TONS OF REFRIGERATION) = 3.517 KW

SPECIFICATIONS

CEILING SUSPENDED TYPE (Cooling Only)



Model Name	Indoor unit		FHQ125BVV1B	FHQ100BVV1B	FHQ125BVV1B	
	Outdoor unit		RZR125LVVM6	RZR100LUY1	RZR125LUY1	
Power supply			1 Phase, 220-240 V, 50 Hz	3 Phase, 380-415 V, 50 Hz	3 Phase, 380-415 V, 50 Hz	
Cooling capacity -Rated (min ~max)	kW		12.5(5.7-14.0)	10.0 (5.0-11.2)	12.5(5.7-14.0)	
Power consumption	Cooling-Rated	kW	4.550	3.510	4.550	
Annual Power Consumption	kWh		NA	NA	NA	
ISEER / Stars	Wh/Wh		NA	NA	NA	
Indoor unit	Colour		White	White	White	
	Airflow rate (H/L)		m³/min	30/25	24/20	30/25
			cfm	1059/883	847/706	1059/883
	Sound level (H/L)		dB(A)	44/39	42/37	44/39
	Dimensions (HXWxD)	Unit	mm	195x1590x680	195x1400x680	195x1590x680
		Panel	mm	NA	NA	NA
	Machine weight	Unit	kg	35	32	35
Panel		kg	NA	NA	NA	
Certified operation range	°CWB		14 to 25	14 to 25	14 to 25	
Outdoor unit	Colour		Ivory White	Ivory White	Ivory White	
	Compressor	Type	Hermetically Sealed Scroll Type	Hermetically Sealed Scroll Type	Hermetically Sealed Scroll Type	
		Motor output	kW	2.6	2.1	2.6
	Refrigerant charge (R-32)	kg		3.7(Charged For 30m)	2.7(Charged For 30m)	3.7(Charged For 30m)
	Sound level	Cooling	dB(A)	50	49	50
	Dimensions (HXWxD)	mm		1170x900x320	1170x900x320	1170x900x320
	Machine weight	kg		97	92	97
Certified operation range	°CDB		21 to 46	21 to 46	21 to 46	
Piping connections	Liquid (Flare)	mm	Ø9.5	Ø9.5	Ø9.5	
	Gas (Flare)	mm	Ø15.9	Ø15.9	Ø15.9	
	Drain	mm	VP20(I.D Ø20, O.D Ø26)	VP20(I.D Ø20, O.D 26)	VP20(I.D Ø20, O.D Ø26)	
Max. interunit piping length	m		50 (Equivalent length 70)	50 (Equivalent length 70)	50 (Equivalent length 70)	
Max. installation level difference	m		30	30	30	

Note :

1 Rated cooling capacities are based on the following conditions: Indoor temp., 27°CDB, 19.0°CWB; outdoor temp. 35°CDB, 24°CWB. Equiv. refrigeration piping, 7.5 m (horizontal).

2 Anechoic chamber conversion value, measured according to JIS parameters and criteria. During operation these values are somewhat higher owing to ambient conditions.

CEILING SUSPENDED TYPE (Heat Pump)



Model Name	Indoor unit		FHQ125BVV1B	FHQ100BVV1B	FHQ125BVV1B	
	Outdoor unit		RZQ125KCV4A	RZQ100HAY4A	RZQ125HAY4A	
Power supply			1 Phase, 240 V, 50 Hz	3 Phase, 415 V, 50 Hz	3 Phase, 415 V, 50 Hz	
Cooling capacity -Rated (min ~max)	kW		11.2 (5.7-14.0)	9.2 (5.0-11.2)	11.2 (5.7-14.0)	
Heating capacity -Rated (min ~max)	kW		13.5 (6.0-16.2)	10.5 (5.1-12.8)	13.5 (6.0-16.2)	
Power consumption	Cooling-Rated	kW	3.700	2.850	3.550	
Power consumption	Heating-Rated	kW	4.350	3.260	4.350	
Annual Power Consumption	kWh		NA	NA	NA	
ISEER / Stars	Wh/Wh		NA	NA	NA	
Indoor unit	Colour		White	White	White	
	Airflow rate (H/L)		m³/min	30/25	24/20	30/25
			cfm	1059/883	847/706	1059/883
	Sound level (H/L)		dB(A)	44/39	42/37	44/39
	Dimensions (HXWxD)	Unit	mm	195x1590x680	195x1400x680	195x1590x680
		Panel	mm	NA	NA	NA
	Machine weight	Unit	kg	35	32	35
Panel		kg	NA	NA	NA	
Certified operation range	°CWB		15 to 27	15 to 27	15 to 27	
Outdoor unit	Colour		Ivory White	Ivory White	Ivory White	
	Compressor	Type	Hermetically Sealed Scroll Type	Hermetically Sealed Scroll Type	Hermetically Sealed Scroll Type	
		Motor output	kW	2.4	2.3	2.7
	Refrigerant charge (R-32)	kg		3.7(Charged For 30m)	4.3(Charged For 30m)	4.3(Charged For 30m)
	Sound level	Cooling/ Heating	dB(A)	50/52	49/51	50/52
	Dimensions (HXWxD)	mm		1170x900x320	1345x900x320	1345x900x320
	Machine weight	kg		98	108	108
Certified operation range	Cooling	°CDB	-5 to 46	-5 to 46	-5 to 46	
Certified operation range	Heating	°CWB	-15 to 15.5	-15 to 15.5	-15 to 15.5	
Piping connections	Liquid (Flare)	mm	Ø9.5	Ø9.5	Ø9.5	
	Gas (Flare)	mm	Ø15.9	Ø15.9	Ø15.9	
	Drain	mm	VP20(I.D Ø20, O.D Ø26)	VP20(I.D Ø20, O.D Ø26)	VP20(I.D Ø20, O.D Ø26)	
Max. interunit piping length	m		75 (Equivalent length 90m)	75 (Equivalent length 90m)	75 (Equivalent length 90m)	
Max. installation level difference	m		30	30	30	

Note :

1 Rated cooling capacities are based on the following conditions: Indoor temp., 27°CDB, 19.0°CWB; outdoor temp. 35°CDB, 24°CWB. Equiv. refrigeration piping, 7.5 m (horizontal).

2 Rated heating capacities are based on the following conditions: Indoor temp., 20°CDB, outdoor temp., 7°CDB, 6°CWB. Equiv. refrigeration piping, 7.5 m (horizontal).

3 Anechoic chamber conversion value, measured according to JIS parameters and criteria. During operation these values are somewhat higher owing to ambient conditions.

CEILING SUSPENDED TYPE



R-410A

Name of option	Remark	Kit name	
		FHQ100BVV1B KAF501DA112	FHQ125BVV1B KAF501DA160
Replacement long-life filter	Resin net		
Drain-up kit			KDU50N125VE
L-type piping kit (for upward direction)			KHFP5MA160
Remote controller	Wireless type	Cooling only	BRC7EA66
		Heat pump	BRC7EA63W
	Wired type ¹		BRC1C61
Wired LCD remote controller with weekly schedule timer ¹			BRC1D61
Navigation Remote Controller	Wired type ¹		BRC1E61
Central remote controller ²			DCS302CA61
Unified ON/OFF controller ²			DCS301BA61
Schedule timer ²			DST301BA61
Touch Controller ²			DCS601C51
Adaptor for wiring			KRP1BA54
Wiring adaptor for electrical appendices ³			KRP4AA52
Interface adaptor for SkyAir series			DTA112BA51
Installation box for adaptor PCB			KRP1CA93
Remote sensor (for indoor temperature)			KRCS01-1B
Electrical box with earth terminal (3 blocks)			KJB311AA
Electrical box with earth terminal (2 blocks)			KJB212AA

Note: 1Wiring for wired remote controller to be procured locally.

2This optional accessory requires DTA112BA51.

3Installation box for adaptor PCB (KRP1CA93) is necessary.